

The Basics

Foundational Learning

To use these flash cards:

- Print on card stock for durability.
- You may wish to print them on different colors based on the subject matter.
- Each 8 ½” x 11” card is to be folded in half.
- Either side may be used for review or visual reinforcement.
- If you are very talented with the copy machine, you may run one side, then run the same thing on the second side. Then you will have two complete sets of the flash cards. Simply cut them apart as shown by the dashed line to the right.

Fold each flash card on this line. Or if making two sets, front & back, cut on this line.

TA

**one
sound on
one beat**



**“Quarter
note”**

TITI

**two
sounds
on one
beat**



“two eighths”

(sh)

**✓
C**

**no sound
on one
beat**

“rest”

**Rhythm
of the
words**

**The rhythm
of the words
follows
the words
of the song**

LOW

**the growl of a
tiger or the
sound of
thunder,
instruments
like the tuba,
bass drum or
double bass**

High

the tweeting
of a bird or
the cry of a
baby,
instruments
like the flute,
trumpet or
violin

Steady Beat

**The constant
ticking of a
clock
or the
continuous
drip, drip,
of a leaky
faucet**

Unison

When two or
more voices
or
instruments
sound like
one

“one sound”

Melody

A series of
musical
sounds
that makes
a nice tune

**a
cappella**

**singing
performed
without
instruments**

echo

**repeating
a melody
or phrase
after
hearing it**

f

forte

loud

p

piano

soft


tempo

***the
speed of
a piece
of music***

legato

*sung or
played
in a
smooth,
flowing
manner*

staccato



***musical
notes that
are
detached
from each
other, like
popcorn
popping***

head voice

singing in a
high range,
usually a light
sound,
perhaps feeling
a buzz or
vibration in the
upper half of
your face

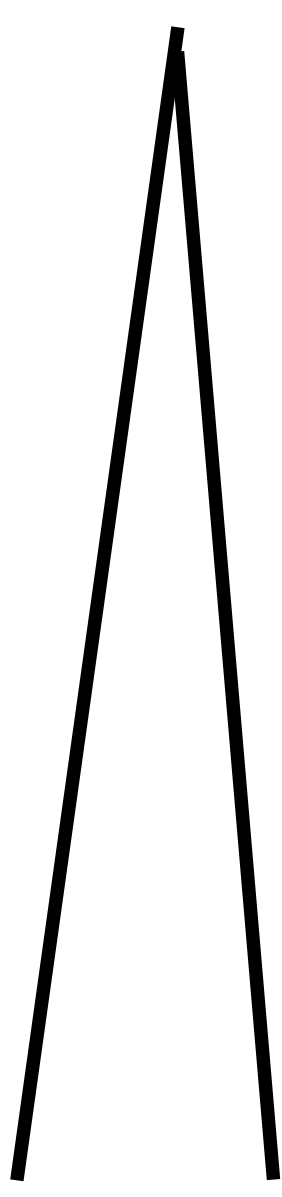
The Four Voices

Speaking

Whispering

Shouting

Singing

A large black crescendo symbol, consisting of two lines that meet at a sharp peak at the top and then slope downwards to the left and right.

Crescendo

(turn card sideways)

In a piece of

music,

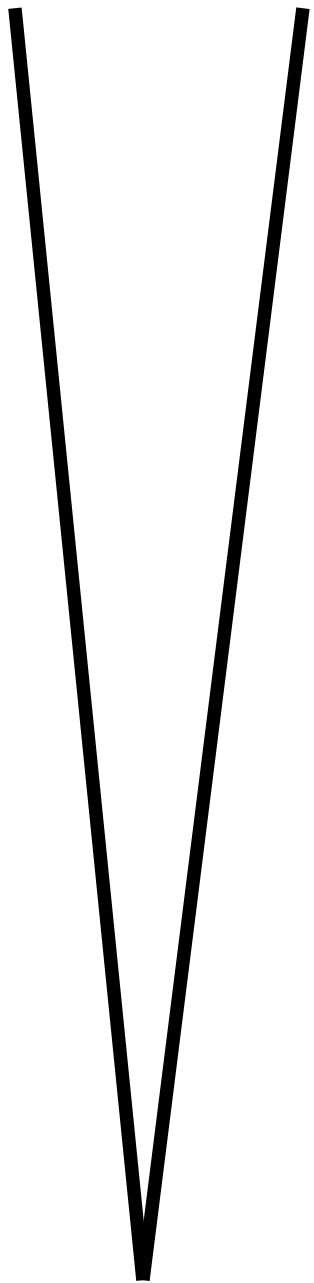
gradually

getting

louder

Abbrev.

Cresc.



Decrescendo

(turn card sideways)
**In a piece of
music,
gradually
getting
softer; also
diminuendo
(Abbrev. *Dim.*)**

(turn card sideways)

**Gradually
increase the
speed of the
song**

Accelerando

accel.

(turn card sideways)

**Gradually
decreasing
the speed
of the song**

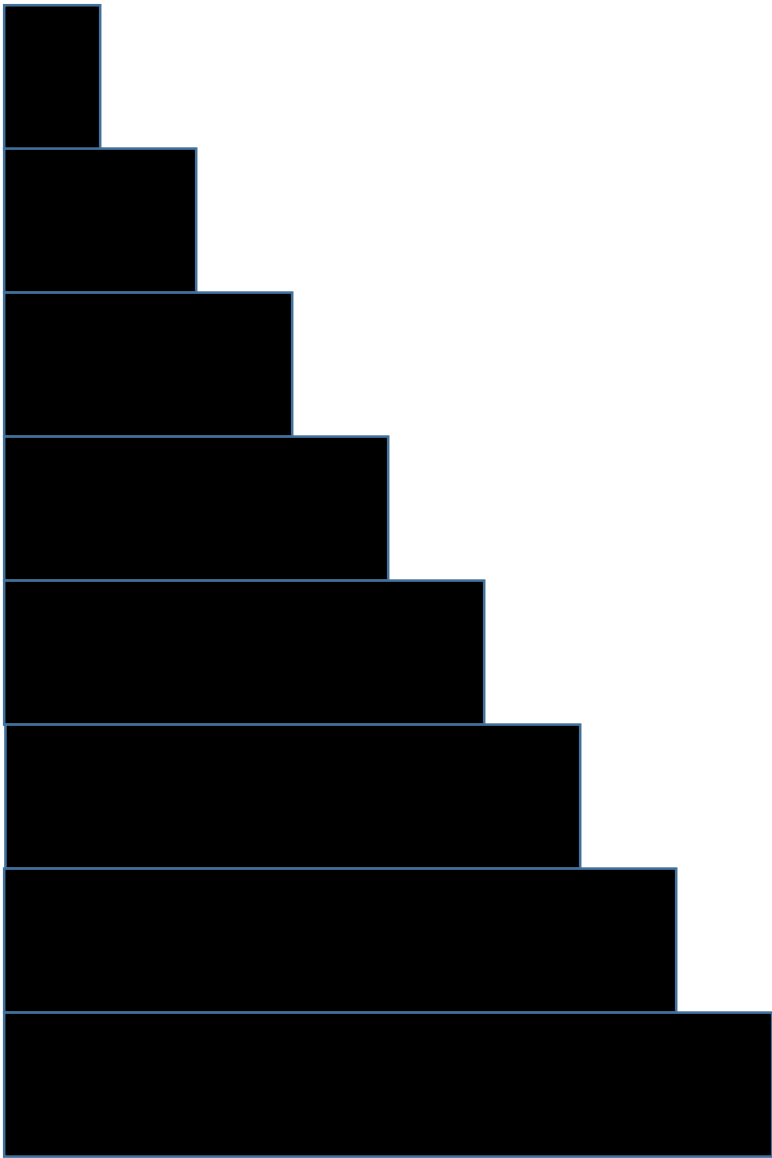
Ritardando

rit. - - - -

(turn card sideways)

**The Scale:
Going up by
steps**

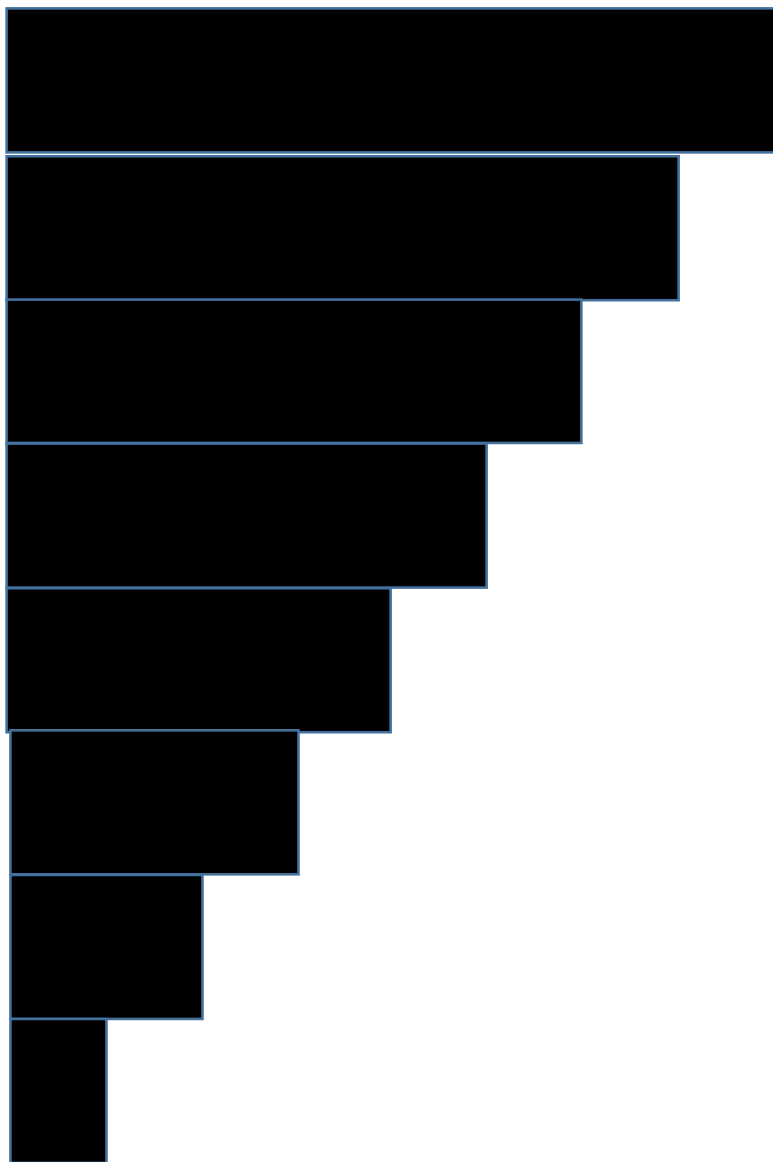
**Sing “la” a
little higher
for each
step**




(turn card sideways)

**The Scale:
Going down
by steps**

**Sing “la” a
little lower
for each
step**



(turn card sideways)



**Going up by
SKIPS**

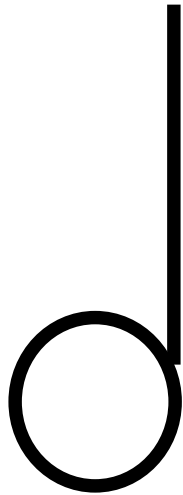
(turn card sideways)



**Going down
by SKIPS**

Toe


**One
sound on
two beats**



**“Half
note”**

Ta-a-a


**One
sound
over *three*
beats**



**“Dotted
half note”**

Ta-a-a-a

**One
sound
over *four*
beats**



**“Whole
Note”**

(sh-sh)

1-2



**no sound
on *two*
beats**

“Half rest”

(sh-sh-sh-sh)

1 - 2 - 3 - 4



**no sound
on *four*
beats**

“Whole rest”

Trio

Three
**different
voices or
instruments
making
music
together**

Duet

Two
different
voices or
instruments
making
music
together

Solo

**Only *one*
voice or
one
instrument
making
music**

Quartet

Four
different
voices or
instruments
making
music
together



Piano



Organ



Repeat sign



**Go back to
the nearest
repeat sign
and play the
section
again.**

*Da capo al
Fine*

D. C. al Fine

**Go back to
the
beginning
and stop at
the end
(*Fine*)**

***Dal segno al
Fine***

D. S. al Fine

**Go back to
the sign
and stop at
the end
(*Fine*)**

Introduction

A section at the beginning of a musical piece played by the accompanist before the singer or instrumentalist begins

Interlude

**A
section played
by the
accompanist in
between two
voice or
instrumental
sections**

A B form

**A section
of music (A)
followed by
a
contrasting
section (B)**

ABA form

**A section
of music (A)
followed by
a
contrasting
section (B),
then a
repeat of (A)**